




DRIVERS
KNOW.

SP382

New mixed service steer tyre





SP382 – NEW MIXED SERVICE STEER TYRE

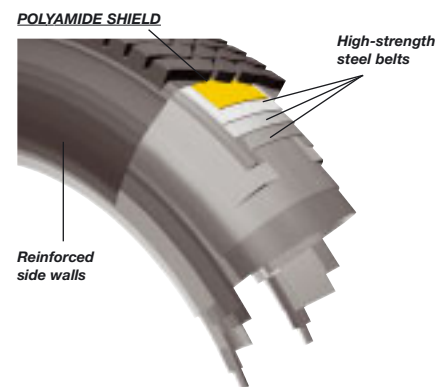
The new SP382 mixed service steer tyre is specifically designed to suit today's "mixed service" fleet operators. It provides optimum mileage while featuring an excellent damage resistant construction and pattern. Traction on wet and unpaved roads as well as a robust tread design are the main features of the SP382.

2 design versions are available, the 4 rib version for standard aspect ratio sizes, the 5 rib version for low aspect ratio sizes.

Developed using the latest technologies in view of compounds and carcass geometry,

the SP382 also provides an optimum durability and consequently retreadability.

The SP382 features the unique TPL (Top Polyamide Layer) technology, a corrosion resistant polyamide barrier, which protects the high strength steel belts from penetration damage. In addition, the polyamide material prevents moisture from entering the carcass. Combined to the other protective features of the SP382, the TPL technology significantly improves damage resistance and durability as well as retreadability, providing additional value to the customer.



FEATURES	BENEFITS
TPL technology (Top Polyamide Layer)	Excellent durability and retreadability
Optimized groove widths and block layout	Optimum traction combined to excellent wet skid performance
Wide, deep tread pattern, featuring solid shoulder ribs and middle row blocks	High mileage performance and excellent damage resistance
Stone penetration protectors	Optimum damage resistance

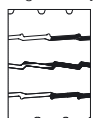
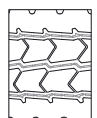


Size line up and technical details:

SIZE	Load/Speed Index	Max. Axle Load Single (kgs)	Max. Axle Load Dual (kgs)	Max. Inflation (bar)	Max. Outside Diameter (mm)	Max. Section Width (mm)	Static Loaded Radius (mm)	Rolling Circumf. (mm)	Min. Dual Spacing (mm)	Rec. Rim Width
13R22.5	156/150G 154/150K	8000	13400	8.75	1146	326	521	3430	351	9.0"
12R22.5*	152/148K	7100	12600	8.5	1104	312	504	3310	338	9.0"
11R22.5*	148/145K	6300	11600	8.5	1070	290	489	3200	305	8.25"
315/80R22.5	156/150K	8000	13400	8.5	1096	318	500	3280	351	9.0"
295/80R22.5	152/148K	7100	12600	8.5	1062	310	487	3180	335	9.0"
385/65R22.5*	160K 158L	9000		9	1092	405	496	3250		11.75"
12.00R20*	154/150K	7500	13400	8.5	1146	319	515	3420	360	8.5"


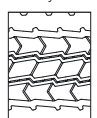
(*in preparation)

New tyre tread regrooved tyre



SP382 4 RIB

New tyre tread regrooved tyre



SP382 5 RIB

Regrooving information:
 regrooving depth: 3mm
 regrooving width: 6-8mm
 Regrooving must be done by professionals.
 Non-professional regrooving damages tyres and causes premature tyre removal.

